



 **EQUIPTEC**

Manufacturers of Giraffe, Monkey and Squirrel Adjustable Height Platforms

Equiptec Monkey

Own the high ground



Maintenance teams: Work is easier and safer with MX21!

Using an MX21 Adjustable Height Platform has many benefits including less downtime for your profit producing equipment and less stress over the potential for high-cost injury accidents.

The MX21 delivers all this and more with simple, rapid deployment and a strong, sturdy working platform at the right ergonomic height.

Maintenance teams will love using it!

- Fast height adjustment over a 49 inch / 1250mm range - giving 6 heights in 6 seconds! (Hydraulic handpump optional.)
- Deck cantilever distance remains constant
- Wide, easy climb anti-slip treads with constant pitch throughout the height adjustment range
- No unsafe vertical climbing required!
- Huge range of options (all can be retrofitted)

The Monkey MX21 units have been tested and confirmed to meet or exceed the strength, stability and all other applicable requirements for the following standards:

- AS/NZS 1576.1:2019 (Australia and New Zealand)
- ANSI-ASC A14.7-2011 (USA)
- CSA Z11-12 (Canada)

**Work is
safer,
faster,
smarter
with a
Monkey
MX21!**



Monkey
MX21
WLL 250kg/551 lbs
www.equiptec.co

Monkey MX21
Go-Bate Sub Chassis



Seven great benefits

A solitary Monkey MX21 can replace multiple fixed height platforms.

The Monkey can be used as both a work deck or an accessway. Efficient in use and efficient to store...here are a few more great Monkey benefits!



1 Extra tough, sturdy and stable workdeck with fully compliant guard and handrails



2 Room to work and move around on this generously sized deck... it handles you and your gear, WLL551lb / 250kg




3 Self closing, full size front gate - with keyed security lock




4 Convenient solid rear gate, swings up or down



5 Easy to climb with constant grade access steps with super tough, anti slip hi-viz treads



6 Fits multiple jobs with 6 evenly spaced height increments





7 Rapid spring assisted height adjustment



MX21 Height Range + Optional Accessories

One base model can be configured to reach up to 12 ¼ ft / 5.75m deck height!

	Deck Height Range	Overall Width	Overall Length	Platform Width	Platform Length	Max Reach Height
MX21 w 4 Wheel Base 	59in to 108in 1.5m to 2.75m	46.3in 1177mm	88.3in 2242mm	25.3in 642mm	41in 1041mm	187in 4.75m
MX21 + 4 Step 	98in to 148in 2.5m to 3.75m	46.3in 1177mm	105.7in 2684mm	25.3in 642mm	41in 1041mm	226in 5.75m



EXTENDED CANTILEVER

Its often necessary to reach over obstacles to get to your project. The Extended Cantilever option gives awesome reach capacity - up to 4 feet / 1.2m straight out! This 'bolt on' accessory (including the neatly stowed counterweight system) creates an amazingly long deck that noses right up to that difficult job. Note this option will reduce the WLL to 330lb / 150kg.

HYDRAULIC KIT

The smooth operation, double action Hydraulic kit makes easy work of adjusting deck height, even with additional options such as the Extended Cantilever deck!

Base Options

The Monkey MX21 system includes many retrofittable base options allowing you to configure a more exact solution for your access challenges. And when your needs change...so can your MX21!



GO-BASE

Glide around the workshop on 4 wheels. For longer distance moves, set the front wheel directional locks for easy, sure control. Flick them 'off' in seconds for close up maneuvers as needed. And when you are set to climb, just stand on the bottom tread to securely auto lock the brakes on all 4 wheels!



ALL TERRAIN KIT

This option allows you to work outdoors and off the hard stand. With 4 rubber wheels the MX21 can be pushed over metal yards and it also has 4 independantly adjustable jacks that provide both stability and the ability to level the MX21 on undulating sites.



4 STEP SUB CHASSIS

Additional height is gained through sub chassis extension kits. These fit easily with all other base kits (Go-Base + All Terrain) and the height adjusting ratchet is lowered so it remains at a comfortable reach height.



MX21 Configurations

Own the high ground!

	Product Code	Product Description
	870123	Monkey MX21 Engineers Maintenance Steps + 2 Go-Base
	870124	Monkey MX21 Engineers Maintenance Steps + Go-Base w Hydraulics
	870125	Monkey MX21 Engineers Maintenance Steps + Go-Base w Hydraulics + Extended Cantilever

MX21 Configurations cont

Own the high ground!

	Product Code	Product Description
	870126	Monkey MX21 Engineers Maintenance Steps + All Terrain Kit
	870127	Monkey MX21 Engineers Maintenance Steps + All Terrain Kit w Hydraulics
	870128	Monkey MX21 Engineers Maintenance Steps + 4 Step Sub Chassis w Go-Base


MX21 Configurations cont

Own the high ground!

	Product Code	Product Description
	870129	Monkey MX21 Engineers Maintenance Steps + 4 Step Sub Chassis w Go-Base + Hydraulics
	870130	Monkey MX21 Engineers Maintenance Steps + 4 Step Sub Chassis w Go-Base + Hydraulics Extended Cantilever
	870131	Monkey MX21 Engineers Maintenance Steps + 4 Step Sub Chassis w All Terrain

MX21 Configurations cont

Own the high ground!

	Product Code	Product Description
	870132	Monkey MX21 Engineers Maintenance Steps + 4 Step Sub Chassis w All Terrain + Hydraulics





Manufacturers of Giraffe, Monkey and Squirrel AHP



www.equiptec.co
Ph: 1 888 523 4340
sales.usa@equiptec.co

Supplied by:

