



 **EQUIPTEC**

**Manufacturers of Giraffe, Monkey and Squirrel Adjustable Height Platforms**

# Equiptec Monkey

Own the high ground



## Maintenance team morale booster

...and they will respond with safer work practices and faster turnaround... meaning less downtime for your profit producing gear and less stress over potential accidents.

The MX21 delivers the above with simple, rapid deployment and a strong, sturdy working platform at the right ergonomic height. Maintenance staff love it!

- Fast height adjustment over 1250mm /49" - 6 heights in 6 seconds! (Hydraulic handpump optional.)
- Deck cantilever distance remains constant
- Wide, easy climb anti-slip treads with constant pitch throughout adjustment range
- No vertical climbing
- Huge range of options (all can be retrofitted)

**Work is  
safer,  
faster,  
smarter  
with a  
Monkey  
MX21!**

The Monkey MX21 units have been tested and confirmed to meet or exceed the strength, stability and all other applicable requirements for the following standards:

- AS/NZS 1576.1:2019 (Australia and New Zealand)
- ANSI-ASC A14.7-2011 (USA)
- CSA Z11-12 (Canada)



# Seven great benefits

A solitary Monkey MX21 can replace multiple fixed height platforms.

The Monkey can be used as both a work deck or an accessway. Efficient in use and efficient to store...here are a few more great Monkey benefits!



1 Extra tough, sturdy and stable workdeck with fully compliant guard and handrails




2 Room to work on this generously sized work deck...it will handle you and your gear, WLL250kg / 551lb



3 Self closing, full size front gate



4 Convenient solid rear gate, swings up or down



5 Easy to climb with constant grade access and super tough, anti slip hi-viz treads



6 Fits multiple jobs with 6 height instalments





7 Rapid spring assisted adjustment



# MX21 Height Range + Optional Accessories

One base model - reach up to 5.75m / 12 ¼ ft

	Deck Height Range	Overall Width	Overall Length	Platform Width	Platform Length	Max Reach Height
<b>MX21 w 4 Wheel Base</b> 	1.5m to 2.75m 59in to 108in	1177mm 46.3in	2242mm 88.3in	642mm 25.3in	1041mm 41in	4.75m 187in
<b>MX21 + 4 Step</b> 	2.5m to 3.75m 98in to 148in	1177mm 46.3in	2684mm 105.7in	642mm 25.3in	1041mm 41in	5.75m 226in



## EXTENDED CANTILEVER

Its often necessary to reach over obstacles to get to your project. The Extended Cantilever option gives awesome reach capacity - up to 1.2m / 4 ft straight out! This 'bolt on' accessory (including the neatly stowed counterweight system) creates an amazing long deck that noses right up to that difficult job. Note this option will reduce the WLL to 150kg / 330lb.

## HYDRAULIC KIT

The smooth operation, double action Hydraulic kit makes light work of adjusting deck height, even with additional weight kits such as the Extended Cantilever

# Base Options

The Monkey MX21 system includes many retrofittable base options allowing you to configure a more exact solution for your access challenges. And when your needs change...so can your MX21!



## GO-BASE

Glide around the workshop on 4 wheels. For longer distance moves, use the front wheel directional locks for easy guidance. Flick them off again in seconds for close up manoeuvres if needed. And when you are set to climb, just standing on the bottom tread auto locks all 4 wheel brakes firmly!



## ALL TERRAIN KIT

This option allows you to work outdoors and off the hard stand. With 4 rubber wheels the MX21 can be pushed over metal yards and it also has 4 independantly adjustable jacks that provide both stability and the ability to level the MX21 on undulating sites.



## 4 STEP SUB CHASSIS

Additional height is gained through sub chassis extension kits. These fit easily with all other base kits (Go-Base + All Terrain) and the height adjusting ratchet is lowered so it remains at a comfortable reach height.



# MX21 Configurations

Own the high ground!

	Product Code	Product Description
	870123	Monkey MX21 Engineers Maintenance Steps + Go-Base
	870124	Monkey MX21 Engineers Maintenance Steps + Go-Base w Hydraulics
	870125	Monkey MX21 Engineers Maintenance Steps + Go-Base w Hydraulics + Extended Cantilever

# MX21 Configurations cntd

Own the high ground!

	Product Code	Product Description
	870126	Monkey MX21 Engineers Maintenance Steps + All Terrain Kit
	870127	Monkey MX21 Engineers Maintenance Steps + All Terrain Kit w Hydraulics
	870128	Monkey MX21 Engineers Maintenance Steps + 4 Step w Go-Base




# MX21 Configurations cntd

Own the high ground!

	Product Code	Product Description
	870129	Monkey MX21 Engineers Maintenance Steps + 4 Step Sub Chassis w Go-Base + Hydraulics
	870130	Monkey MX21 Engineers Maintenance Steps + 4 Step Sub Chassis w Go-Base + Hydraulics + Extended Cantilever
	870131	Monkey MX21 Engineers Maintenance Steps + 4 Step Sub Chassis w All Terrain

# MX21 Configurations cntd

Own the high ground!

	Product Code	Product Description
	870132	Monkey MX21 Engineers Maintenance Steps + 4 Step Sub Chassis w All Terrain + Hydraulics





**Manufacturers of Giraffe, Monkey  
and Squirrel AHP**

[www.equiptec.co](http://www.equiptec.co)  
Ph: +64 6 842 0222

